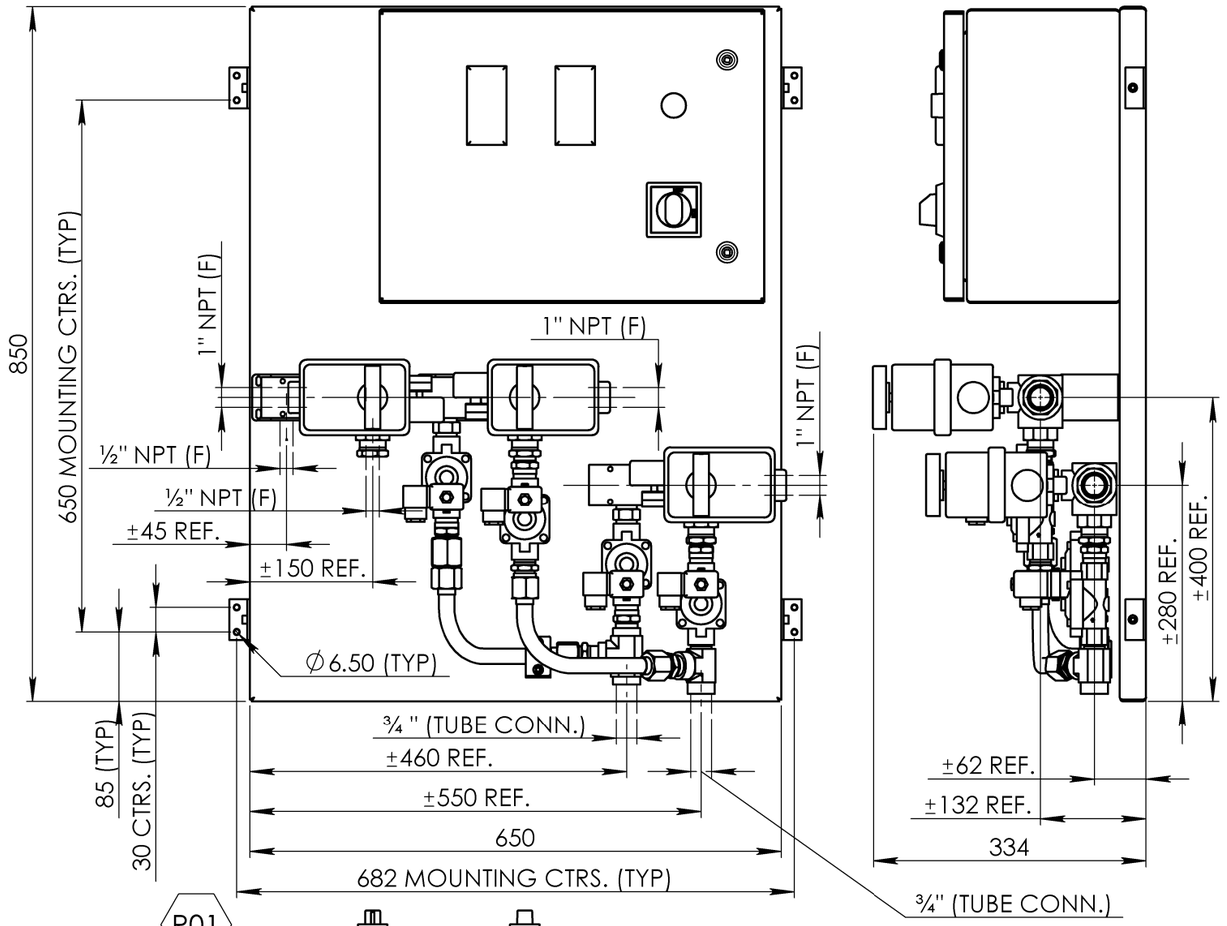

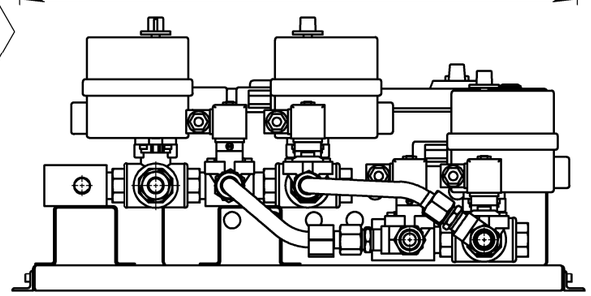

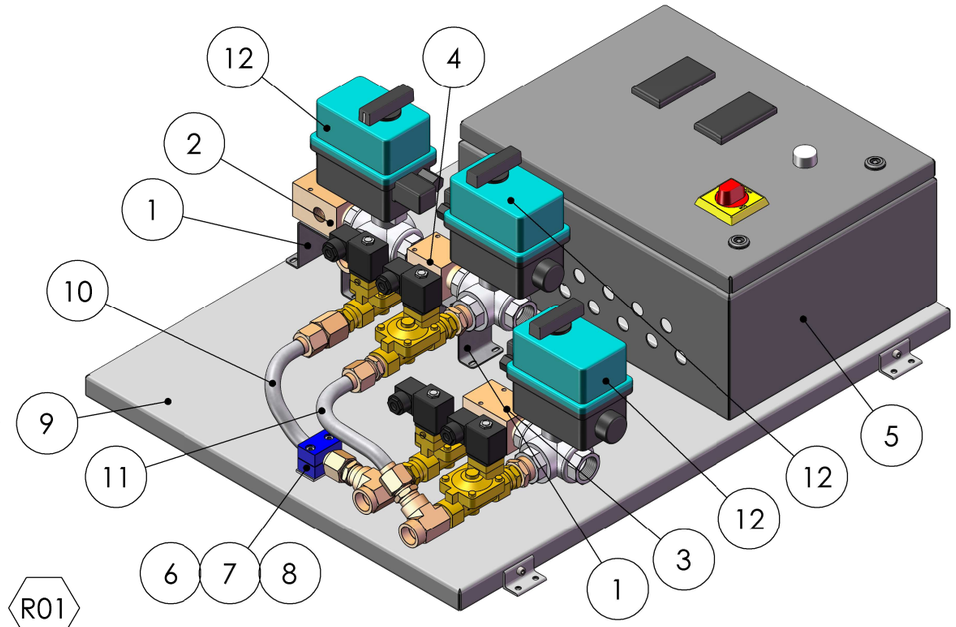

ITEM NO.	PART NUMBER	DESCRIPTION	QTY.
1	05904	MANIFOLD SUPPORT BRACKET	2
2	05897	Relative Humidity Manifold Assy.	1
3	05899	Hot Feed/Return Manifold Assy.	1
4	05898	Cold Feed/Return Manifold Assy.	1
5	05851	Control Panel Assembly	1
6	-	SPACER	1
7	2-CL20	Pipe Clamp dia_20mm	1
8	FB446	Screw, Cap, Sckt. HD.,M6 x 1 x 30 Lg. ST./STL.	2
9	05920	Mounting Plate Assembly	1
10	05921	TUBE, BENT	1
11	05922	TUBE, BENT	1
12	03647	ELECTRIC ACTUATOR, BURKERT 3003	3
13	FB409	SCREW,CAP,SCKT. HD, M6 x 16 Lg., A4-80 ST./STL.	4
14	FB446	SCREW, CAP, SCKT. HD, M6 x 1 x 30 Lg., ST./STL.	4
15	FW056	WASHER, SPRING, M6, A2-70 ST./STL.	6
16	FW301	WASHER, M6, A2-70 ST./STL.	6
17	FN137	NUT, CLINCH, CSK SERRATED, 4-6mm, ST./STL.	6

R01

DIVEX OWNS THE COPYRIGHT OF THIS DOCUMENT AND ANY DESIGN RIGHT HEREIN. IT IS SUPPLIED IN CONFIDENCE AND MUST NOT BE USED FOR ANY PURPOSE OTHER THAN THAT FOR WHICH IT IS SUPPLIED AND MUST NOT BE REPRODUCED WITHOUT PERMISSION IN WRITING FROM THE OWNERS.

NOTES

ALL DIMENSIONS SHOWN ARE IN MM (UOS)
ALL DIMENSIONS BEFORE PLATING (UOS)
REMOVE ALL SHARP EDGES AND BURRS

DIMENSIONAL TOLERANCES

MACHINING		FABRICATION	
NO DECIMAL PLACES	±1.0	SIZE >0 <100	±0.5
ONE DECIMAL PLACE	±0.2	SIZE >100 <500	±1.5
TWO DECIMAL PLACE	±0.05	SIZE >500	±3.0
ANGULAR TOLERANCE	±0.5°	ANGULAR TOLERANCE	±0.5°

MATERIAL: SEE BOM DETAILS

FINISH

THIRD ANGLE PROJECTION

REV	DESCRIPTION	ECN No.	BY	DATE	AUTH. BY
R06					
R05					
R04					
R03					
R02					
R01	ADDED DIMS AND NEW BORDER	15074	R.H.	28/08/12	M.S.
R00	ISSUED FOR MANUFACTURE		R.H.	14/05/09	N.M.

DO NOT SCALE DRAWING

TITLE: **CEC-3 ASSEMBLY**

DRAWING No.: **DO5906S1** REV: **R01**

PART No.: KI03500 PRODUCT / PROJECT No.: -

SIZE: A3 SCALE: 1:10 SHEET 1 OF 1

DIVEX
DIVEX LIMITED
ENTERPRISE DRIVE
WESTHILL
ABERDEEN
AB32 6TQ
UNITED KINGDOM
Tel : +44(0)1224 740145
Fax : +44(0)1224 740172
email : info@divexglobal.com
www.divexglobal.com