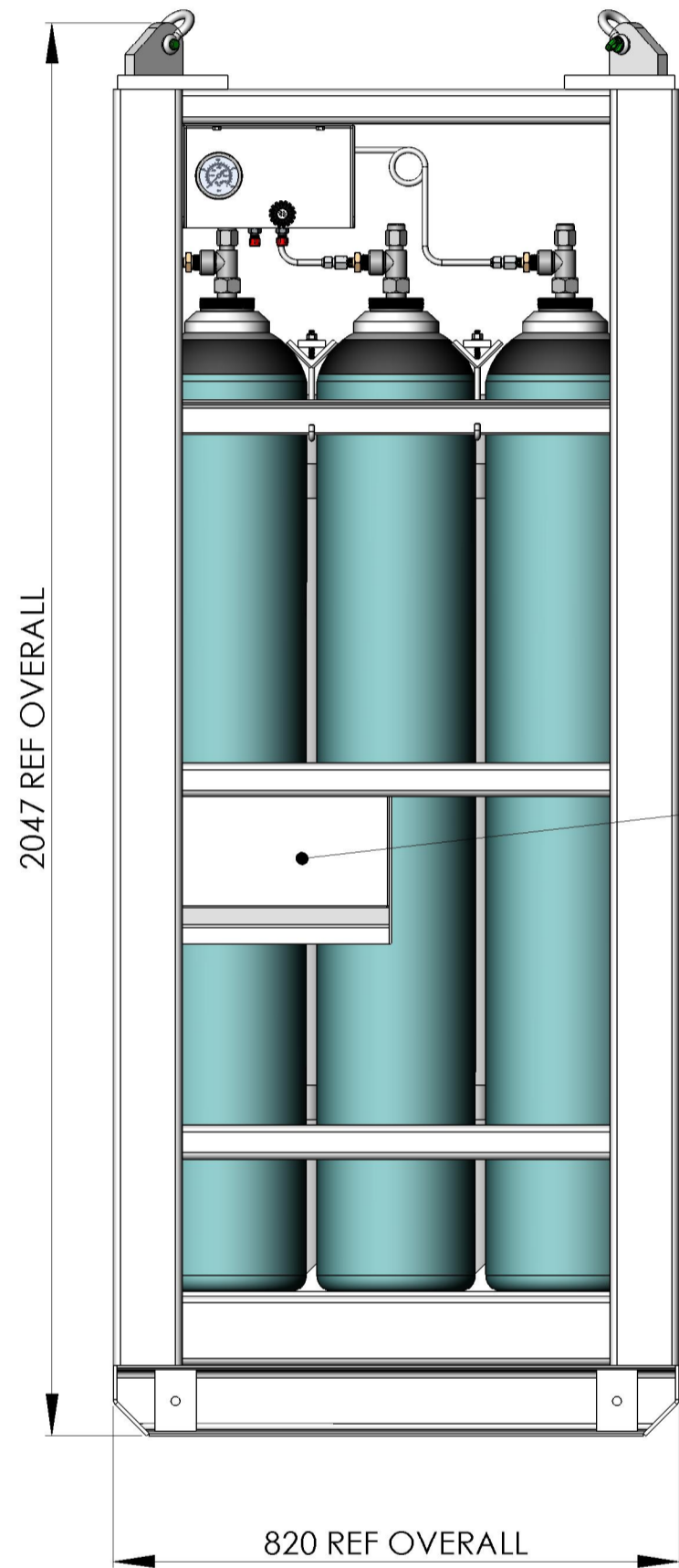
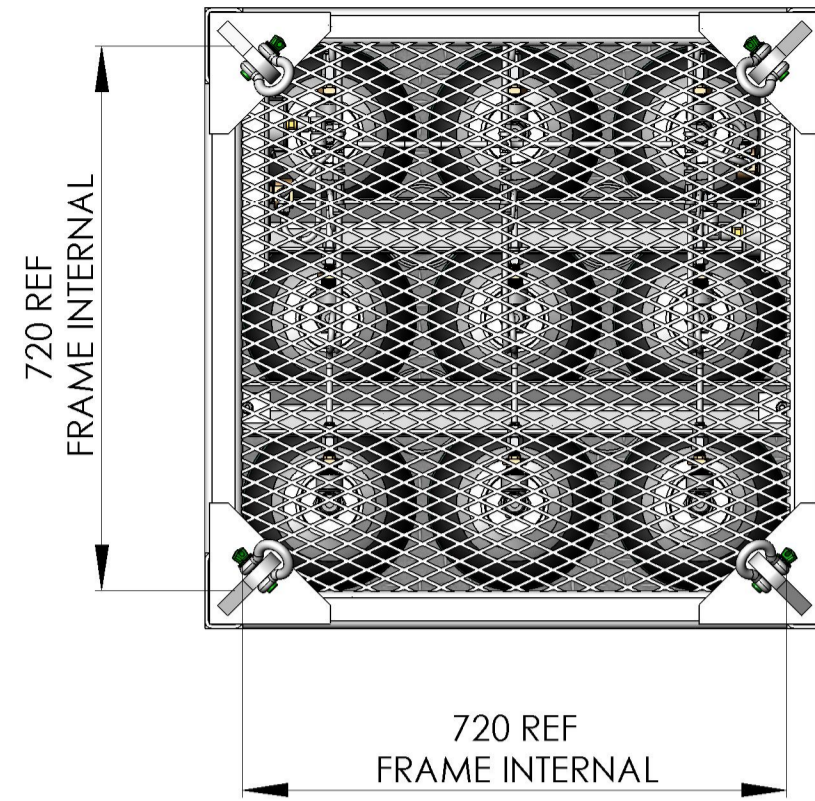
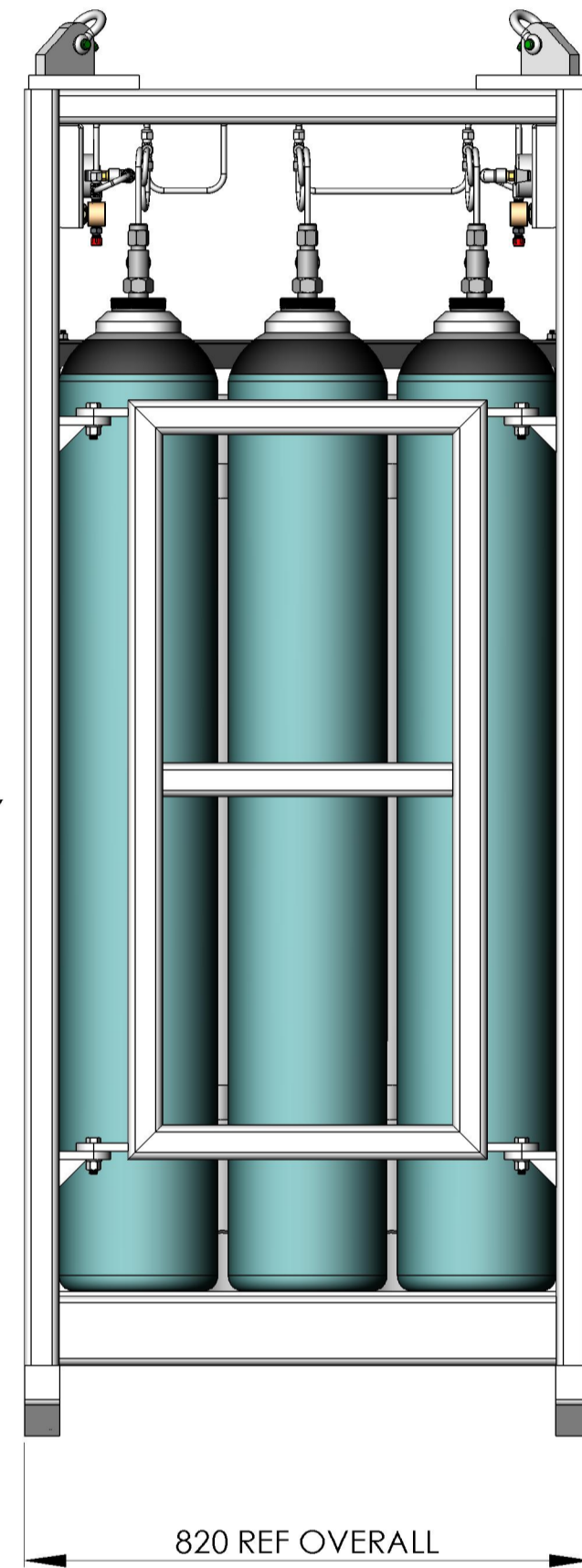


ASSEMBLY OVERALL VIEWS
(SCALE 1 : 10)



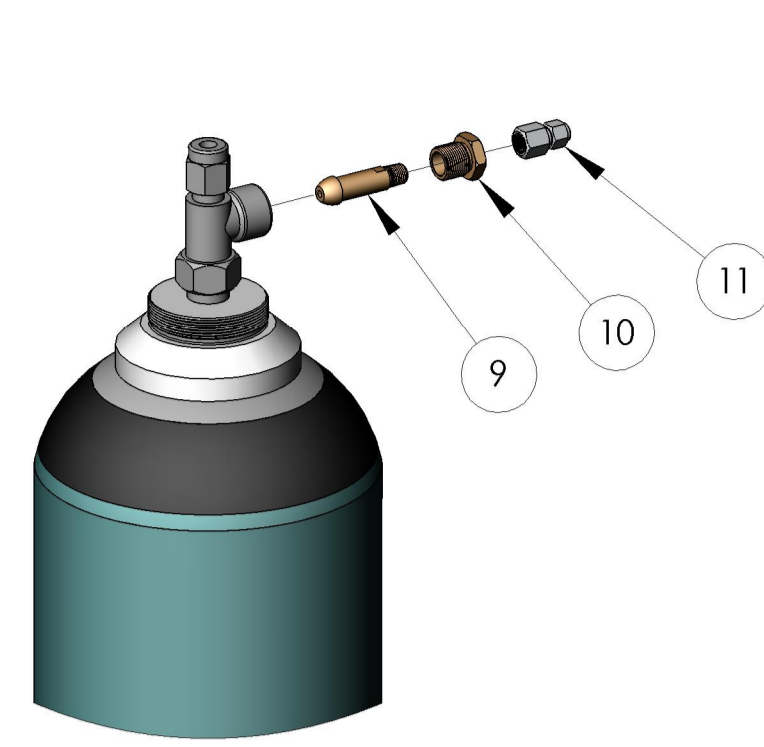
SEE ASSEMBLY NOTE.2



ASSEMBLY NOTES :-

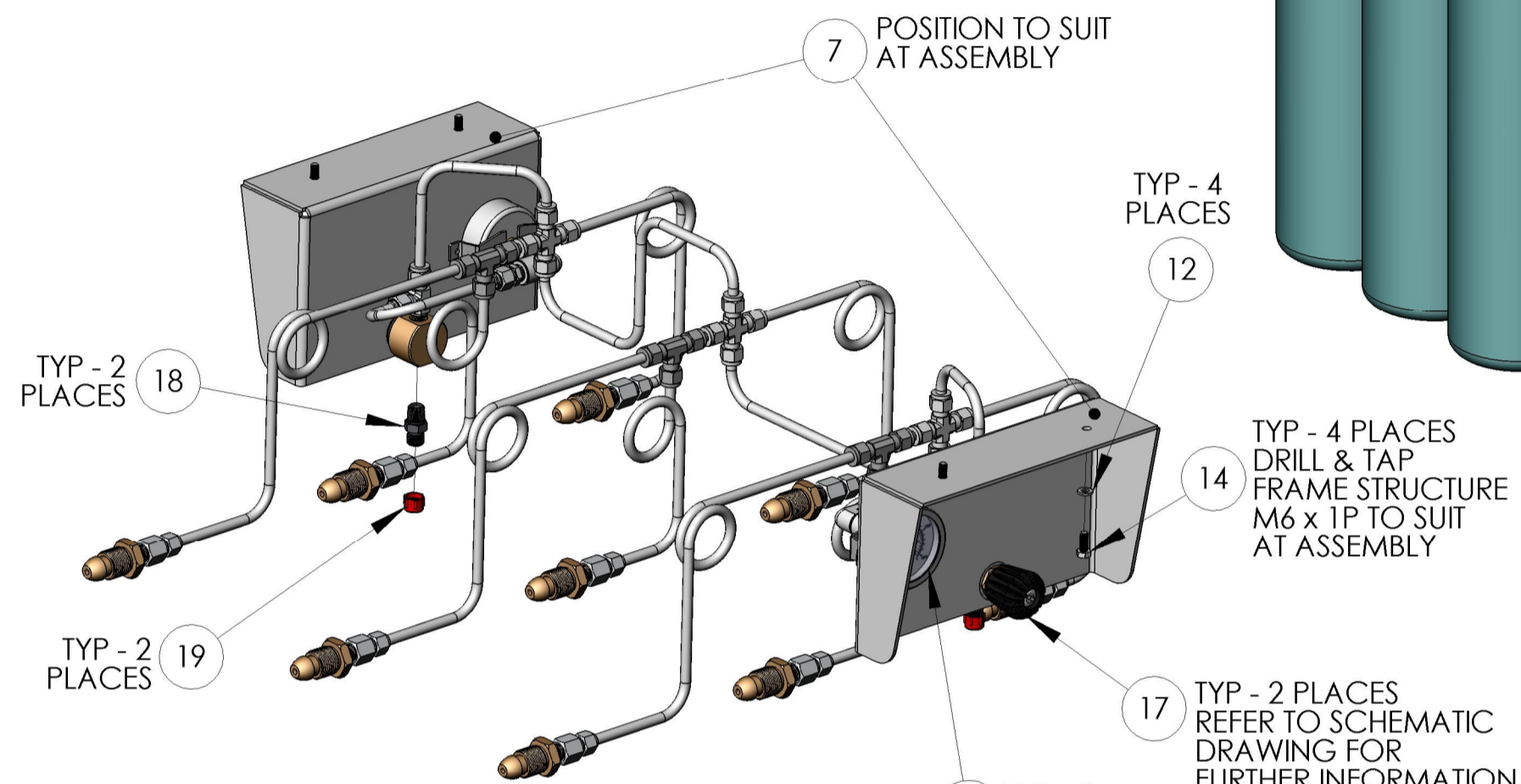
1. REFERENCE SCHEMATIC DRAWING - P2128-DG-201.
 2. ATTACH UNIT NAMEPLATE TO FRAMEWORK PLATE TO SUIT AT ASSEMBLY. DRILL TO SUIT SECURING POP RIVETS SUPPLIED.
- ATTACH FRAMEWORK LIFT TEST PLATE (SUPPLIED LOOSE WITH FRAMEWORK FROM FABRICATING VENDOR) TO SUIT AT ASSEMBLY. DRILL TO SUIT SECURING POP RIVETS SUPPLIED.

TYPICAL CYLINDER FITTINGS DETAIL
(SCALE 1 : 5)

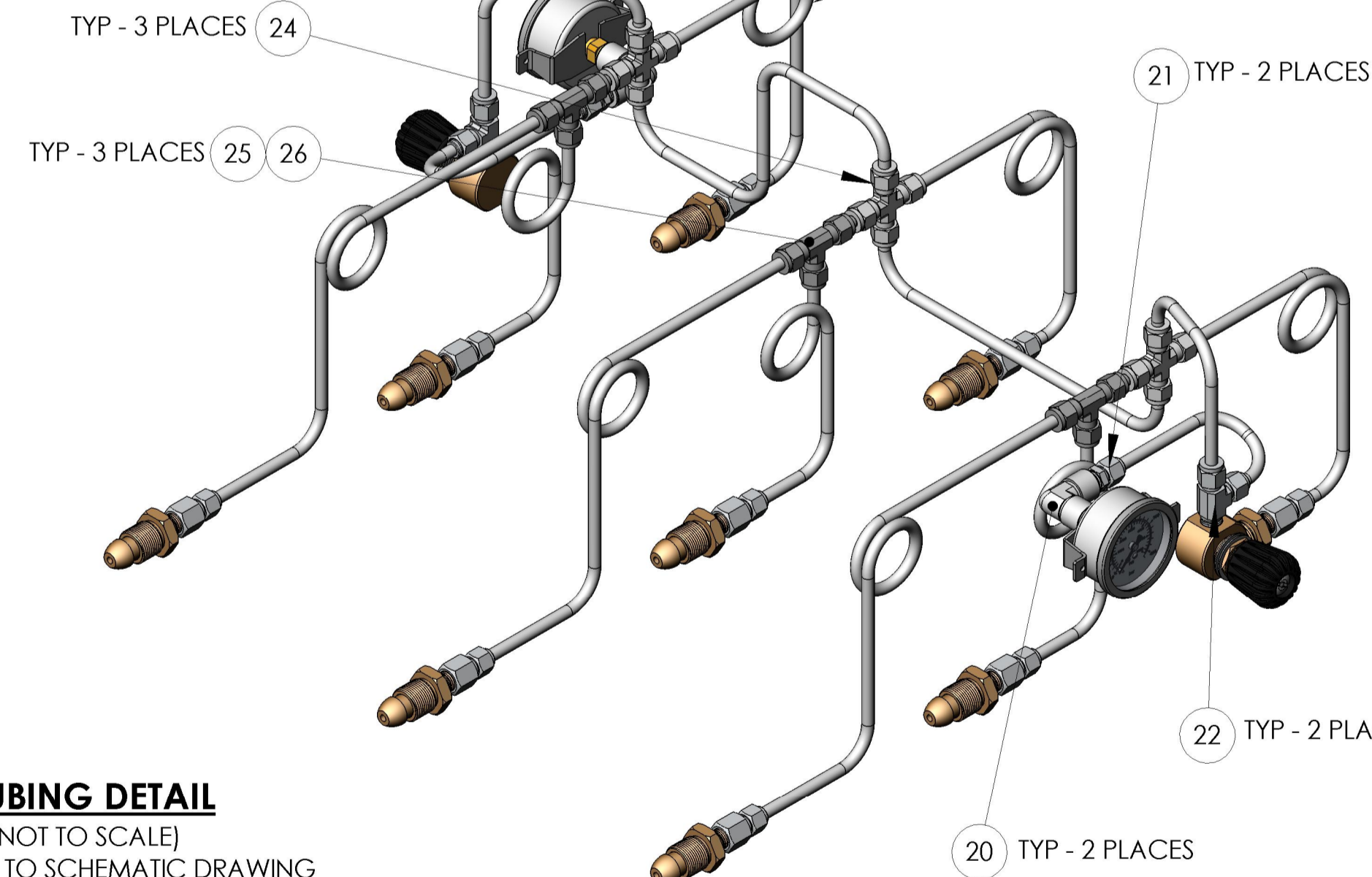


ENSURE CYLINDER VALVES FACE DIRECTLY AWAY FROM FRAME DOOR

TYP - CUT STRIP TO SUIT CLAMP BAR AT ASSEMBLY TYP - 4 PLACES



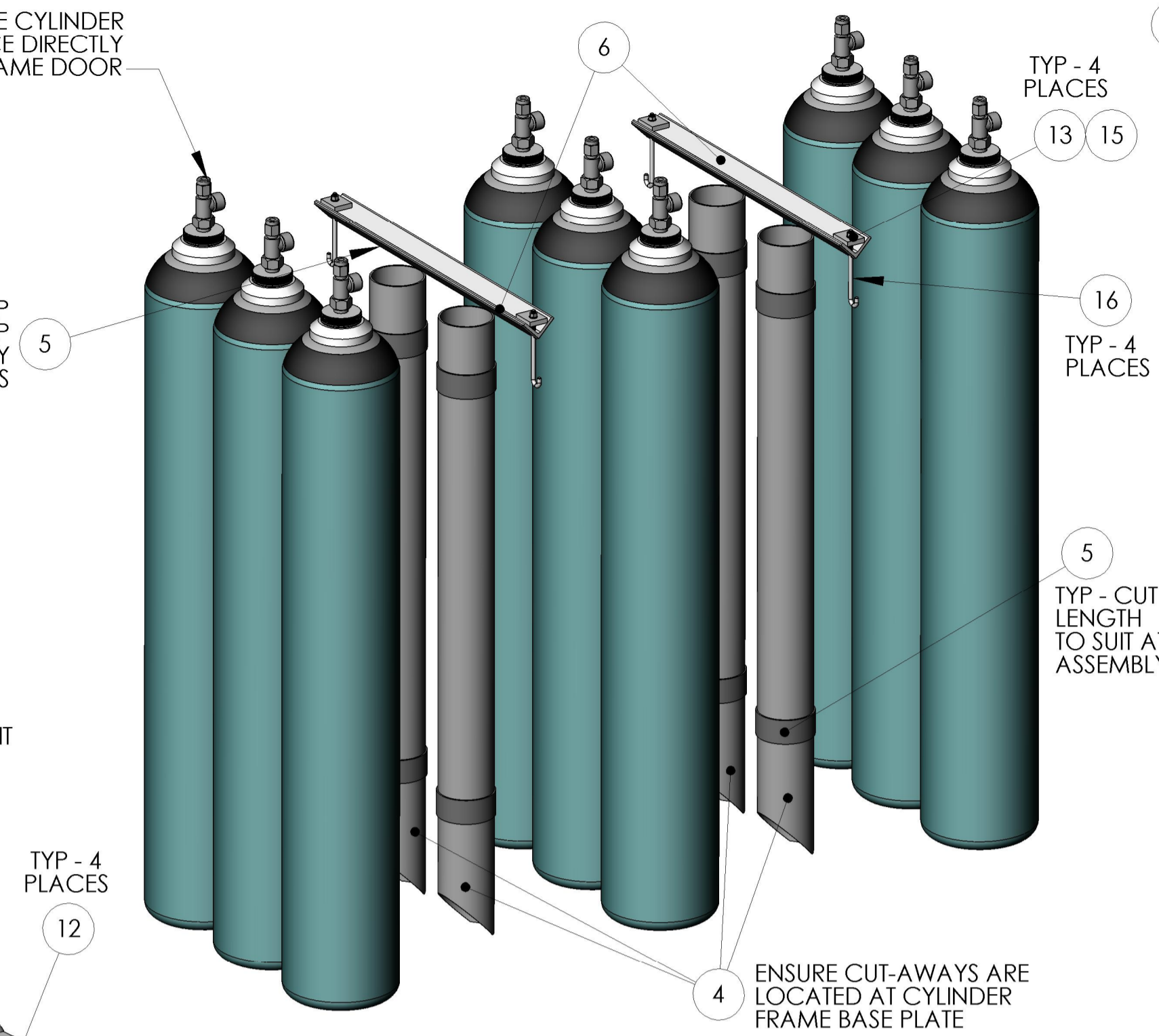
GAUGE PANEL DETAIL
(SCALE 1 : 5)



TUBING DETAIL

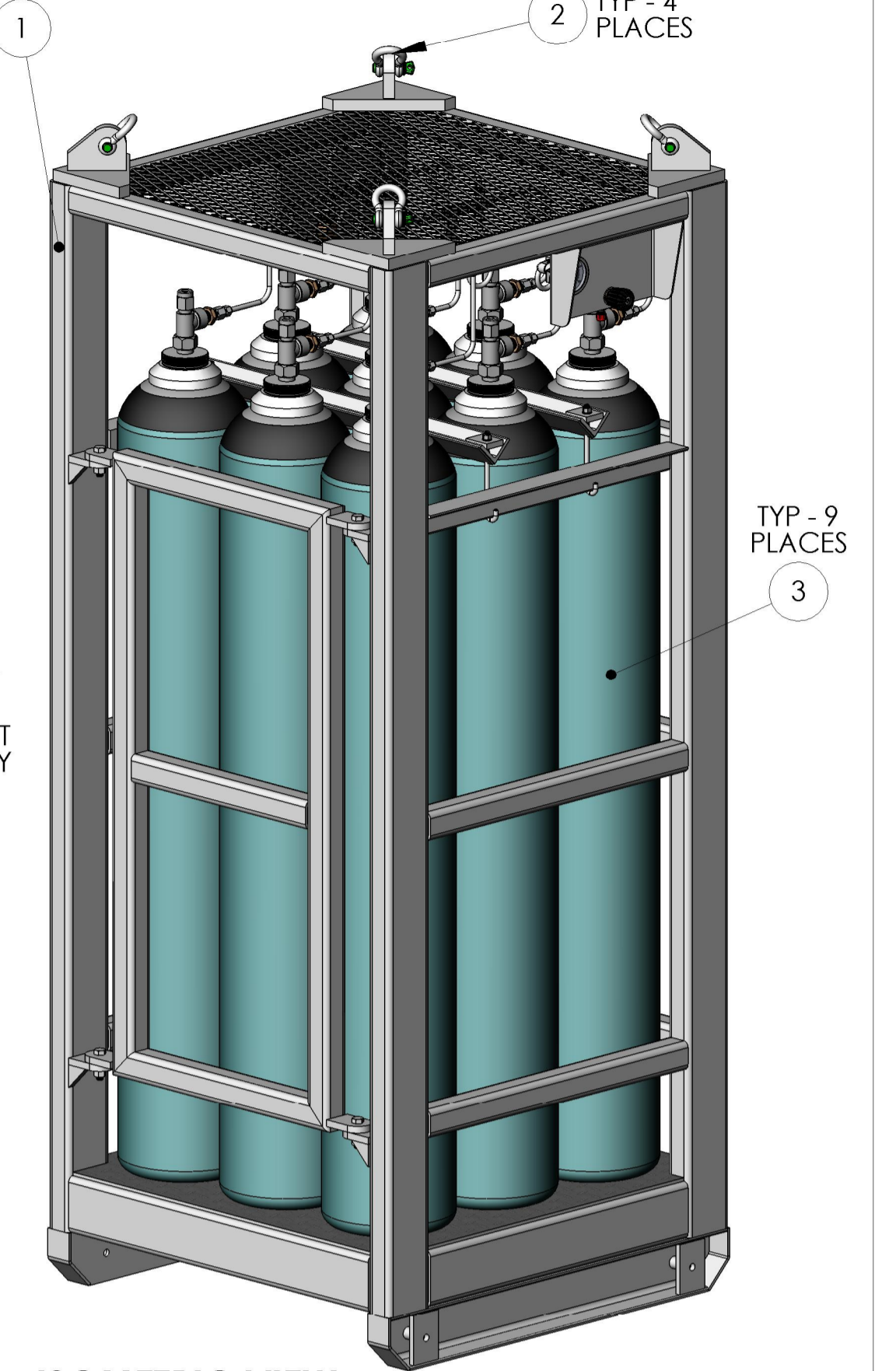
(NOT TO SCALE)
REFER ALSO TO SCHEMATIC DRAWING

CYLINDER/PACKER AND CLAMP VIEW
(SCALE 1 : 10)



ENSURE CUT-AWAYS ARE LOCATED AT CYLINDER FRAME BASE PLATE

ISOMETRIC VIEW
(SCALE 1 : 10)



ITEM NO.	PART NUMBER	DESCRIPTION	Default/QT Y.
1	DD340303	FRAME ASSEMBLY, 9 CYLINDER QUAD (3x3)	1
2	DD340391	SHACKLE, BOW, SCREWED PIN, 2.0 TON SWL	4
3	DD340100	CYLINDER, c/w 5/8" BSP OUTLET VALVE, 44.5L, 350BAR	9
4	DD340290	PACKER, TUBULAR, CYLINDERS, QUADS	4
5	MC086	MISC, RUBBER STRIP, 50mm x 3mm (1/8") T k. PER m	15m
6	DD340292	CLAMP BAR, 3 ROW CYLINDER QUAD	2
7	DD340298	PANEL, GAUGE & VALVE, STANDARD, QUAD	2
8	DD320085	GAUGE, 63mm, 400B	2
9	DD380406	CONNECTOR, CYL, 350 BAR, 5/8 B/N-1/4"NPT	9
10	DD380318	NUT, MALE, CONNECTOR, CYLINDER, BRASS, 5/8" BSP	9
11	DD405795	P/Fitting, 8mm OD x 1/4" Fm	9
12	FW143	WASHER,M6, FORM A, BZP	4
13	FW142	WASHER,M8, FORM A, BZP	4
14	FB418	SCREW,HEX SET, M6 x 16, BZP	4
15	FN107	NUT,NYLOC, M8, BZP	4
16	FB360	BOLT,HOOK,130mm LONG,50mm M8 THREAD, BZP	4
17	DD360135	VALVE,DD ROUND, 2 x 1/4" NPT-F PORTS	2
18	DD405005	ADAPTOR,1/4"NPT(M) x 1/4"BSP(M),6000 psi MAX	2
19	DD332370	CAP,PLASTIC THREADED,1/4BSP Fm	2
20	FP286	ELBOW, FEMALE, SS, 1/4" NPT	2
21	DD405542	P/FITTING,8mm x 1/4" NPT MALE STUD	2
22	DD405764	P/FITTING,8mm x 1/4" NPT MALE RUN TEE	2
23	DD310389/1	TUBE,8mm x 1.0 W.T. ST.STEEL, /1m, SS 316	8m
24	DD405655	P/FITTING,8mm EQUAL CROSS	3
25	DD405860	P/FITTING,8mm x 8mm PORT CONNECTOR	3
26	DD405934	P/FITTING,8mm EQUAL TEE, SS	3

MATERIAL LIST NOTES :-

1. DD340108 (KEY ASSEMBLY W/LANYARD) - 2 OFF ARE NOT SHOWN NO ASSEMBLY VIEWS - ATTACH ASSEMBLY WHIPPING TWINE TO FRAMEWORK TOP MESH.
2. E11018 (ADHESIVE,LOCTITE 406,CYANACROYLATE, 20 GRAM) - NOT SHOWN ON ASSEMBLY.
3. SM019 (SNOOP LEAK DETECTOR, 8 FL. OZ) - NOT SHOWN ON ASSEMBLY.
4. FC023 (FSTR,RIVET,POP, 3,1 dia x 10mm LONG) - 6 OFF & T1059 (NAMEPLATE, DIVEX,COMPRESSOR) - NOT SHOWN ON ASSEMBLY - SEE ALSO NOTE ON ASSEMBLY OVERALL VIEWS.

NOTES:

			MATERIAL:	SEE PARTS LIST
			FINISH:	N/A
R02	REFER TO ECN	5165		
REV	DESCRIPTION OF REVISION	ECN		

DIVERSE OWNS THE COPYRIGHT OF THIS DOCUMENT AND ANY DESIGN RIGHT EMBODIED HEREIN. IT IS SUPPLIED IN CONFIDENCE AND MUST NOT BE USED FOR ANY PURPOSE OTHER THAN THAT FOR WHICH IT IS SUPPLIED AND MUST NOT BE REPRODUCED WITHOUT PERMISSION IN WRITING FROM THE OWNERS.	
ALL DIMENSIONS IN MM (UOS)	SCALE AS NOTED
ALL DIMENSIONS BEFORE PLATING (UOS)	PRODUCT CYLINDER QUADS
REMOVE ALL SHARP EDGES & BURRS	PART No. DD340007
DIMENSIONAL TOLERANCES : NO DECIMAL PLACES ±1.0 ONE DECIMAL PLACES ±0.2 TWO DECIMAL PLACES ±0.05 ANGULAR TOLERANCE ±0.5°	DRAWN BY D.Robertson
	DATE 11/01/2008

		DIVEX LIMITED ENTERPRISE DRIVE WESTHILL ABERDEEN, AB32 6TQ UNITED KINGDOM	TEL : +44(0)1224 740145 FAX : +44(0)1224 740172 e-mail : info@divex.co.uk www.divex.co.uk	A1
TITLE		9 CYLINDER QUAD (3 x 3) ASSEMBLY		
DRG No.	P2128200S1	SHEET	1 of 1	REV
				R02

DO NOT SCALE DRAWING