

CONNECTIONS		
I.D.	DESCRIPTION	FITTING
C1	DIVER 2	1/2" NPT - FEMALE
C2	DIVER 2	1/2" NPT - FEMALE
C3	DIVER 1	1/2" NPT - FEMALE
C4	DIVER 1	1/2" NPT - FEMALE
C5	BELLMAN	1/2" NPT - FEMALE
C6	EMERGENCY SUPPLY NO. 2	3/4" NPT - FEMALE
C7	SURFACE BREATHING SUPPLY	3/4" NPT - FEMALE
C8	EMERGENCY SUPPLY NO. 1	3/4" NPT - FEMALE
C9	BELLMAN SUPPLY	3/4" NPT - FEMALE
C10	DIVER BIBS 1	600 SERIES Q/C SOCKET
C11	DIVER BIBS 2	600 SERIES Q/C SOCKET
C12	DIVER BIBS 3	600 SERIES Q/C SOCKET
C13	DIVER BIBS 4	600 SERIES Q/C SOCKET
C14	BELLMAN BIBS	600 SERIES Q/C SOCKET

CONNECTION POINT COORDINATES			
I.D.	X	Y	Z
C1	465	-19	69
C2	433	-58	69
C3	219	-19	69
C4	187	-58	69
C5	82	28	69
C6	495	418	77
C7	345	418	77
C8	189	418	77
C9	43	418	77

FIXING POINTS CONNECTIONS			
I.D.	X	Y	Z
B1	242	600	136
B2	380	600	136
B3	37	602	136
B4	-7	602	136
B5	242	21	136
B6	380	21	136
B7	37	21	136
B8	-7	21	136

UNIT RATINGS
 MAXIMUM INLET PRESSURE = 88 BAR
 PRV SETTING = 24 BAR

SERVICES

FILTER
 F1 = 55-65 MICRON

GENERAL/INFORMATION

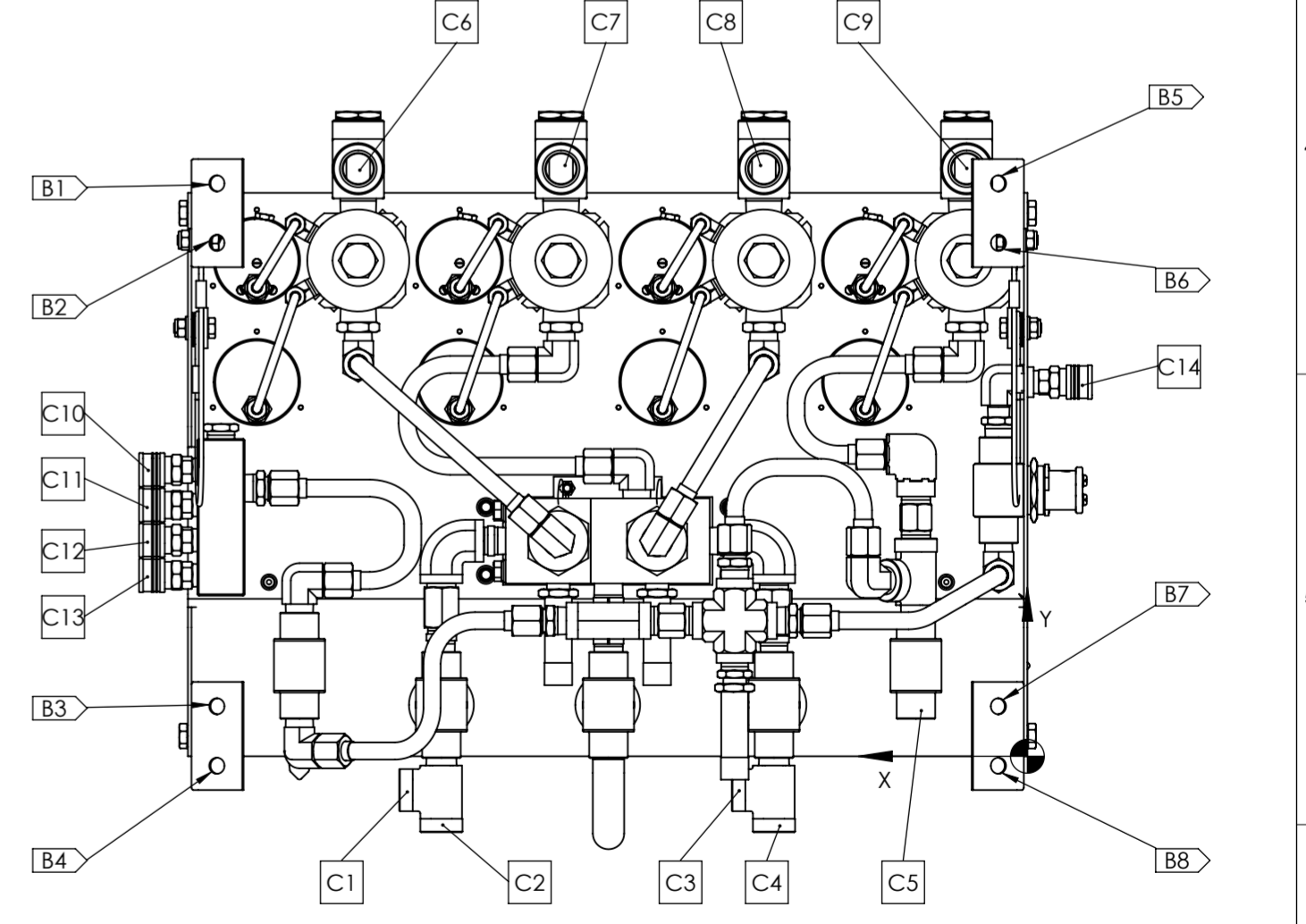
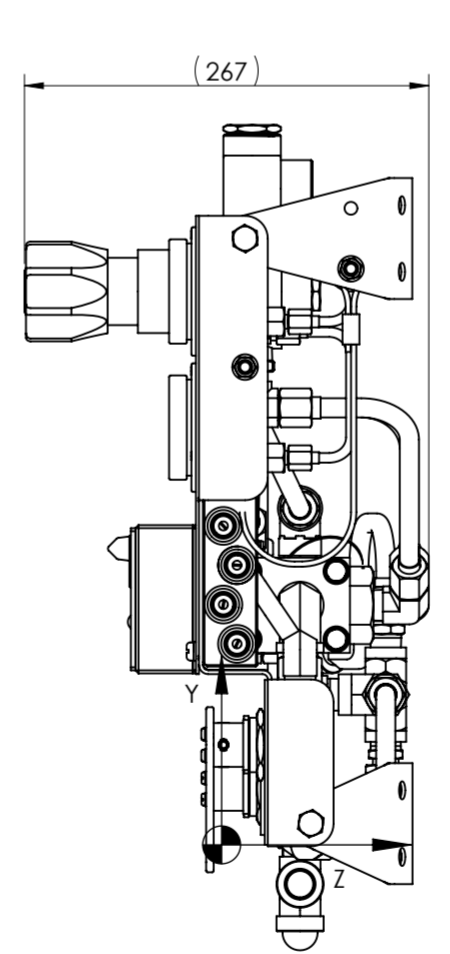
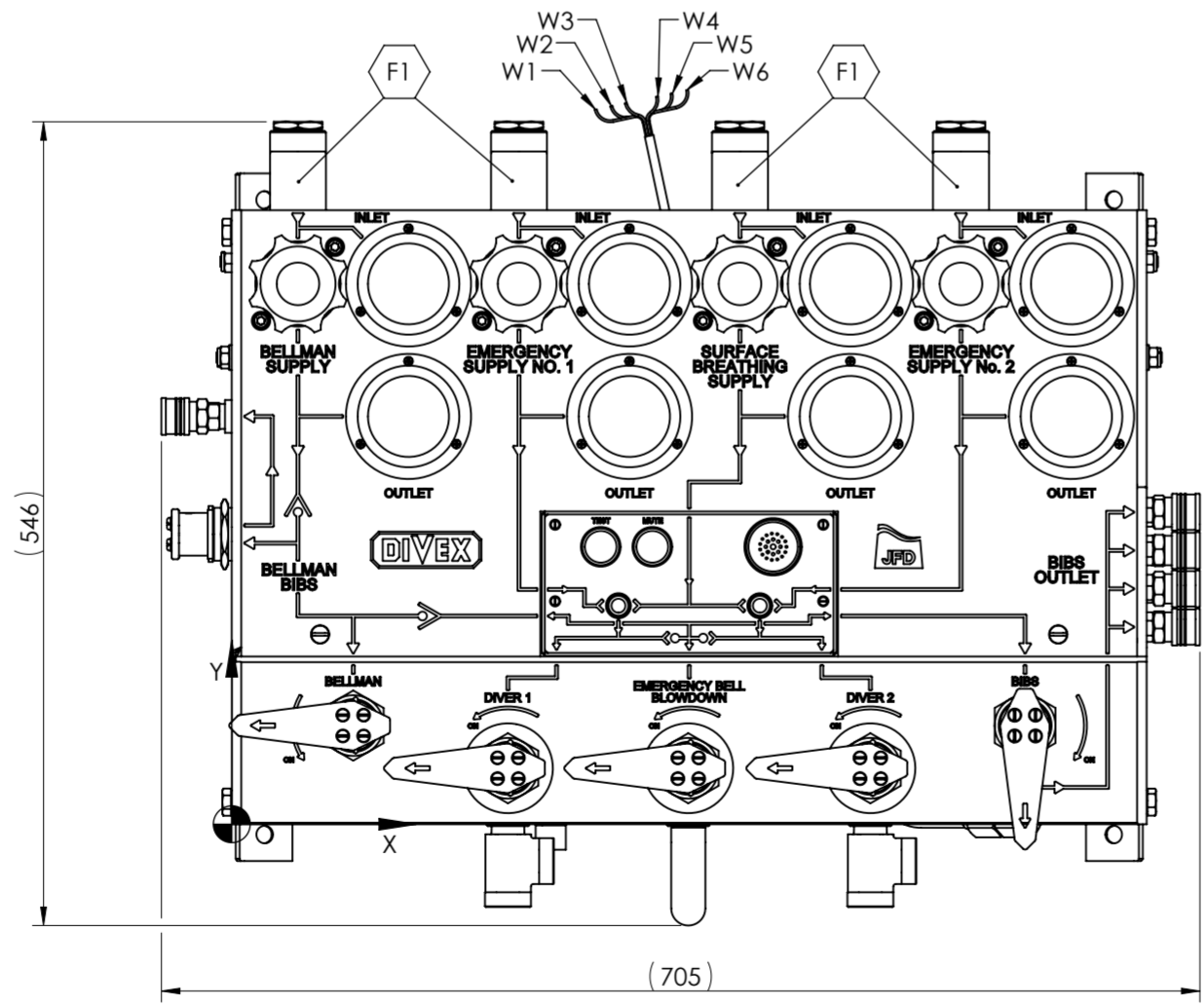
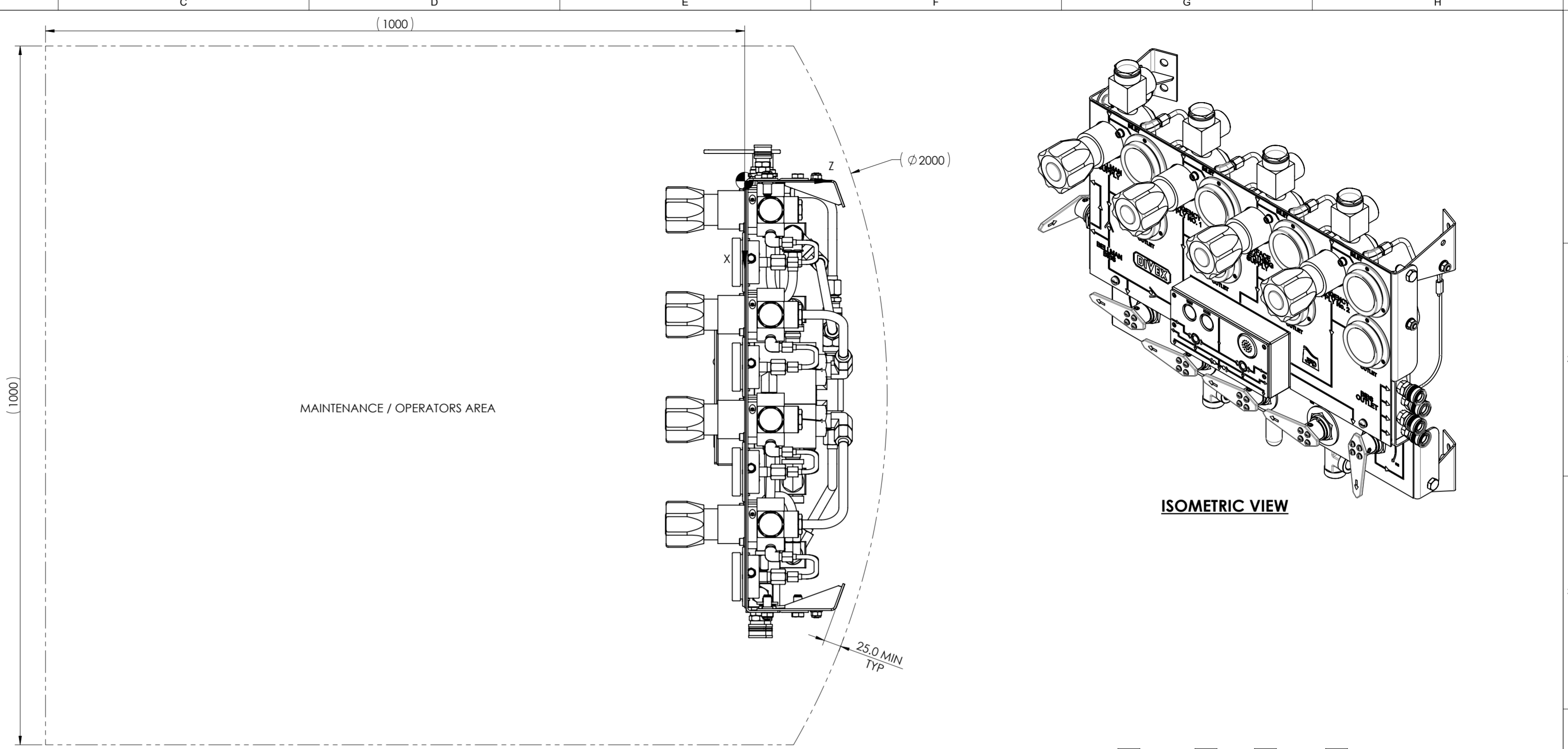
CONNECTION DIMENSIONS:
 ± 0.1m

LEGEND:
 DATUM

NOTES:
 ALL DIMENSIONS ARE FOR REFERENCE ONLY

WIRING TABLE		
W1	BROWN	+24V dc SUPPLY
W2	WHITE	0V dc SUPPLY
W3	BLUE	DIVER 1 ALARM SIGNAL
W4	BLACK	DIVER 1 ALARM RETURN
W5	GREY	DIVER 2 ALARM SIGNAL
W6	PINK	DIVER 2 ALARM RETURN

SEE NOTE 1
 SEE NOTE 1
 SEE NOTE 1
 SEE NOTE 1



NOTES:
 1. IF THE REMOTE CAPABILITY IS NOT USED, THESE CORES MUST BE ELECTRICALLY ISOLATED

MATERIAL	N/A	R03				TITLE		PANEL, GAS MANAGEMENT, BELL 3 DIVER, AV ALARM					
FINISH	N/A	R02				ALL DIMENSIONS ARE IN mm (UOS) ALL DIMENSIONS BEFORE PLATING (UOS) REMOVE ALL SHARP EDGES AND BURRS							
MACHINING TOLERANCE		FABRICATION TOLERANCE		REV	DESCRIPTION	ECN	BY	DATE	AUTH.	DRAWING NO. GA1009999S1	REV R01		
NO DECIMAL PLACE		±1.0	>0 <100	±0.5	THIRD ANGLE PROJECTION		DO NOT SCALE DRAWING					PART NO. A46983AB	PRODUCT / PROJECT NO. GA100
ONE DECIMAL PLACE		±0.2	>100 <500	±1.5	JFD OWNS THE COPYRIGHT OF THIS DOCUMENT AND ANY DESIGN RIGHT HEREIN. IT IS SUPPLIED IN CONFIDENCE AND MUST NOT BE USED FOR ANY PURPOSE OTHER THAN THAT FOR WHICH IT IS SUPPLIED AND MUST NOT BE REPRODUCED WITHOUT PERMISSION IN WRITING FROM THE OWNERS.			SCALE (UOS)	SHEET				
TWO DECIMAL PLACE		±0.05	>500	±3.0	ANGULAR TOLERANCE			±0.5°	A2			1:5	1 of 2

JFD WESTHILL
 ENTERPRISE DRIVE,
 WESTHILL, ABERDEEN,
 AB32 6TQ, UK
 TEL: +44 (0)1224 740145
 E: enquires@jfdglobal.com
 W: jfdglobal.com